

HAFELE K-PUSH Tech Door Catches - User Guide.



Introduction

Overview

- The 'Hafele K-PUSH Tech Door Catches Package' from Solid IT adds the Hafele K-PUSH Tech 37x70mm Recessed or Surface mount catches to Cabinet Vision Solid.
- It provides drilling for the cabinet ends and the door for CNC output.
- It also adds 3d graphics for the catch itself
- All material descriptions contain the Hafele order number after the # symbol.
- White, Grey, and Anthracite colours.
- Standard or strong versions with either buffer or magnet to select from

Included in This Package

User Created Standards

The Following UCS is provided

- { DOOR } -- Hafele KPUSH Door Catch

Materials

The Following materials are provided:

Name	Description
KPush Tech 37x70 Rec.Std.Mag Wte	KPush Tech 37x70 Recess Mt.Std.White w Magnet #356.12.028
KPush Tech 37x70 Rec.Std.Mag Gry	KPush Tech 37x70 Recess Mt.Std.Grey w Magnet #356.12.029
KPush Tech 37x70 Rec.Std.Mag Ant	KPush Tech 37x70 Recess Mt.Std.Anthracite w Magnet #356.12.030
KPush Tech 37x70 Rec.Std.Buf Wte	KPush Tech 37x70 Recess Mt.Std.White w Buffer #356.12.717
KPush Tech 37x70 Rec.Std.Buf Gry	KPush Tech 37x70 Recess Mt.Std.Grey w Buffer #356.12.517
KPush Tech 37x70 Rec.Std.Buf Ant	KPush Tech 37x70 Recess Mt.Std.Anthracite w Buffer #356.12.317
KPush Tech 37x70 Rec.Strong.Mag Wte	KPush Tech 37x70 Recess Mt.Strong.White w Magnet #356.12.034
KPush Tech 37x70 Rec.Strong.Mag Gry	KPush Tech 37x70 Recess Mt.Strong.Grey w Magnet #356.12.035
KPush Tech 37x70 Rec.Strong.Mag Ant	KPush Tech 37x70 Recess Mt.Strong.Anthracite w Magnet #356.12.036
KPush Tech 37x70 Rec.Strong.Buf Wte	KPush Tech 37x70 Recess Mt.Strong.White w Buffer #356.12.718
KPush Tech 37x70 Rec.Strong.Buf Gry	KPush Tech 37x70 Recess Mt.Strong.Grey w Buffer #356.12.518
KPush Tech 37x70 Rec.Strong.Buf Ant	KPush Tech 37x70 Recess Mt.Strong.Anthracite w Buffer #356.12.318
KPush Tech 37x70 Surf.Std.Mag Wte	KPush Tech 37x70 Surface Mt.Std.White w Magnet #356.12.013
KPush Tech 37x70 Surf.Std.Mag Gry	KPush Tech 37x70 Surface Mt.Std.Grey w Magnet #356.12.014
KPush Tech 37x70 Surf.Std.Mag Ant	KPush Tech 37x70 Surface Mt.Std.Anthracite w Magnet #356.12.015
KPush Tech 37x70 Surf.Strong.Mag Wte	KPush Tech 37x70 Surface Mt.Strong.White w Magnet #356.12.021
KPush Tech 37x70 Surf.Strong.Mag Gry	KPush Tech 37x70 Surface Mt.Strong.Grey w Magnet #356.12.020
KPush Tech 37x70 Surf.Strong.Mag Ant	KPush Tech 37x70 Surface Mt.Strong.Anthracite w Magnet #356.12.019
KPush Tech 37x70 Surf.Std.Buf Wte	KPush Tech 37x70 Surface Mt.Std.White w Buffer #356.12.016
KPush Tech 37x70 Surf.Std.Buf Gry	KPush Tech 37x70 Surface Mt.Std.Grey w Buffer #356.12.017
KPush Tech 37x70 Surf.Std.Buf Ant	KPush Tech 37x70 Surface Mt.Std.Anthracite w Buffer #356.12.018
KPush Tech 37x70 Surf.Strong.Buf Wte	KPush Tech 37x70 Surface Mt.Strong.White w Buffer #356.12.024
KPush Tech 37x70 Surf.Strong.Buf Gry	KPush Tech 37x70 Surface Mt.Strong.Grey w Buffer #356.12.023
KPush Tech 37x70 Surf.Strong.Buf Ant	KPush Tech 37x70 Surface Mt.Strong.Anthracite w Buffer #356.12.022

K-PUSH Catch Usage

Door Attributes

- In the Cabinet editor, click on the door in the front orthographic (smiley) view,
- On the left side of the screen you will see the following attribute

KPush Catch = None

- Change it to Recessed or Surface Mount and the following attributes will appear

KPush Colour = Choose from White/Grey/Anthracite

KPush Type = Choose from:
Standard with Buffer
Standard with Magnet
Strong with Buffer
Strong with Magnet

- Once the Type is selected the catch will appear on the door
- Use the following attributes to change its position

KPush Center Offset = Distance from center of edge when edge position center is selected

KPush Corner Offset = Distance from corner of currently selected edge

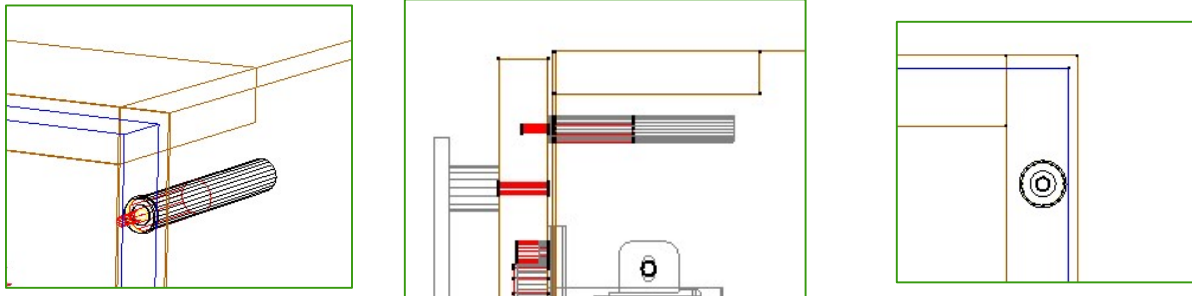
KPush Edge = Select edge from Top/Bottom/Left/Right

KPush edge offset = Distance away from edge

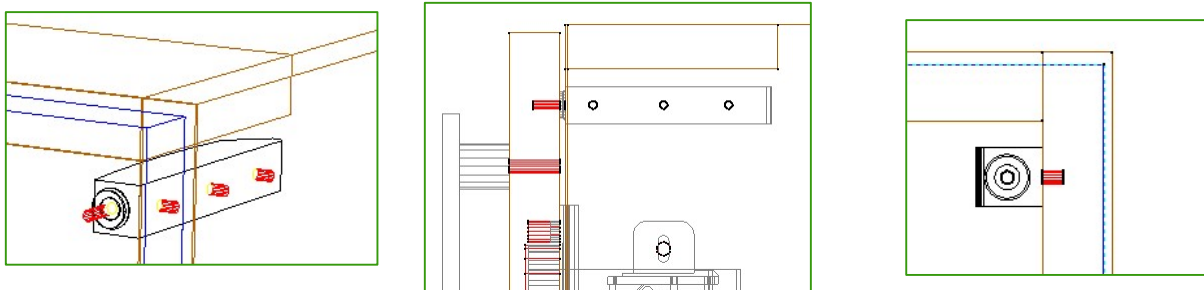
KPush Edge Position = Select position on edge as corner or center

KPush Edge Reference = Select the edge offset to reference the opening edge or part edge.

Recessed KPush Catch with Magnet



Surface Mount KPush Catch with Magnet



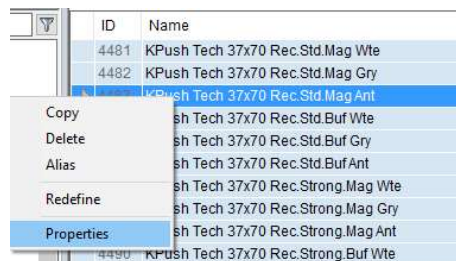
Material Models – Editing Drilling Sizes

Material Manager

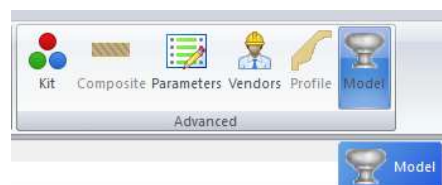
The Drilling dimensions provided for the KPush catches are as follows:

- Recessed Edge Hole – 10mm Diameter, 30mm Deep (**this hole needs to be drilled out to 70mm deep**)
- Surface Mount Holes – 3mm Diameter, 5mm Deep.
- Magnet Door Hole – 3mm Diameter, 10mm Deep.

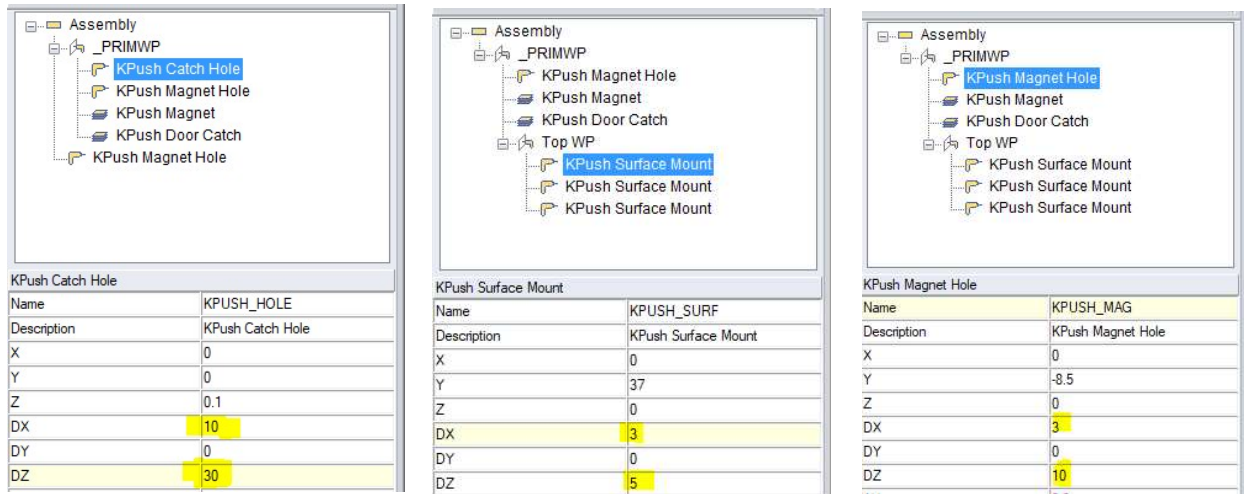
To edit any of the drilling sizes, in the material manager, search for the KPush materials.
Right click on the KPush material you wish to edit and select Properties.



From the Advanced group of buttons, click the Model button:



- The drilling sizes can be edited by selecting the operation in the window on the left as shown below
- To change a diameter edit the DX value
- To change a depth edit the DZ value



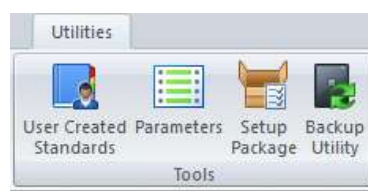
1. **Recessed Catch:** Select the KPush Catch Hole to edit the 10x30mm edge hole
2. **Surface Mount Catch:** Select each KPush Surface Mount Hole to edit the 3x5mm holes
3. **Catch with Magnet:** Select the KPush Magnet Hole to edit the 3x10mm door hole

Defaults

UCS Public Variables

There are 3 Public Variables in the { DOOR } -- Hafele KPUSH Door Catch " UCS.

- To change these variables go to the Utilities – Edit User Created Standards from the Room Plan or Elevation



- Then click on the { DOOR } -- Hafele KPUSH Door Catch" UCS.
- On the top right hand side of the screen you will see the Public Variables list:



Public Variables	
KPush Corner Offset	30mm
KPush Offset Recessed	8mm
KPush Offset Surface	16.5mm

- KPush Corner Offset** = Default Distance along edge from corner of door
- KPush Offset Recessed** = Default distance from edge to center of hole for recessed catch.
- KPush Offset Surface** = Default distance from edge to inside of catch for surface mounted catch.

Once you have changed these values to your requirements, you can close the UCS editor.

Tools Required

- The drill diameters on the material models require:
- 3mm diameter vertical Drill
- 10mm diameter Horizontal Drill

Package Exclusions

Some of the items which may be shown in various images contained in this document may not be included in the Hafele K-PUSH Tech Door Catches Package but come from other packages which are sold separately.

See our website for more detailed information on these packages.